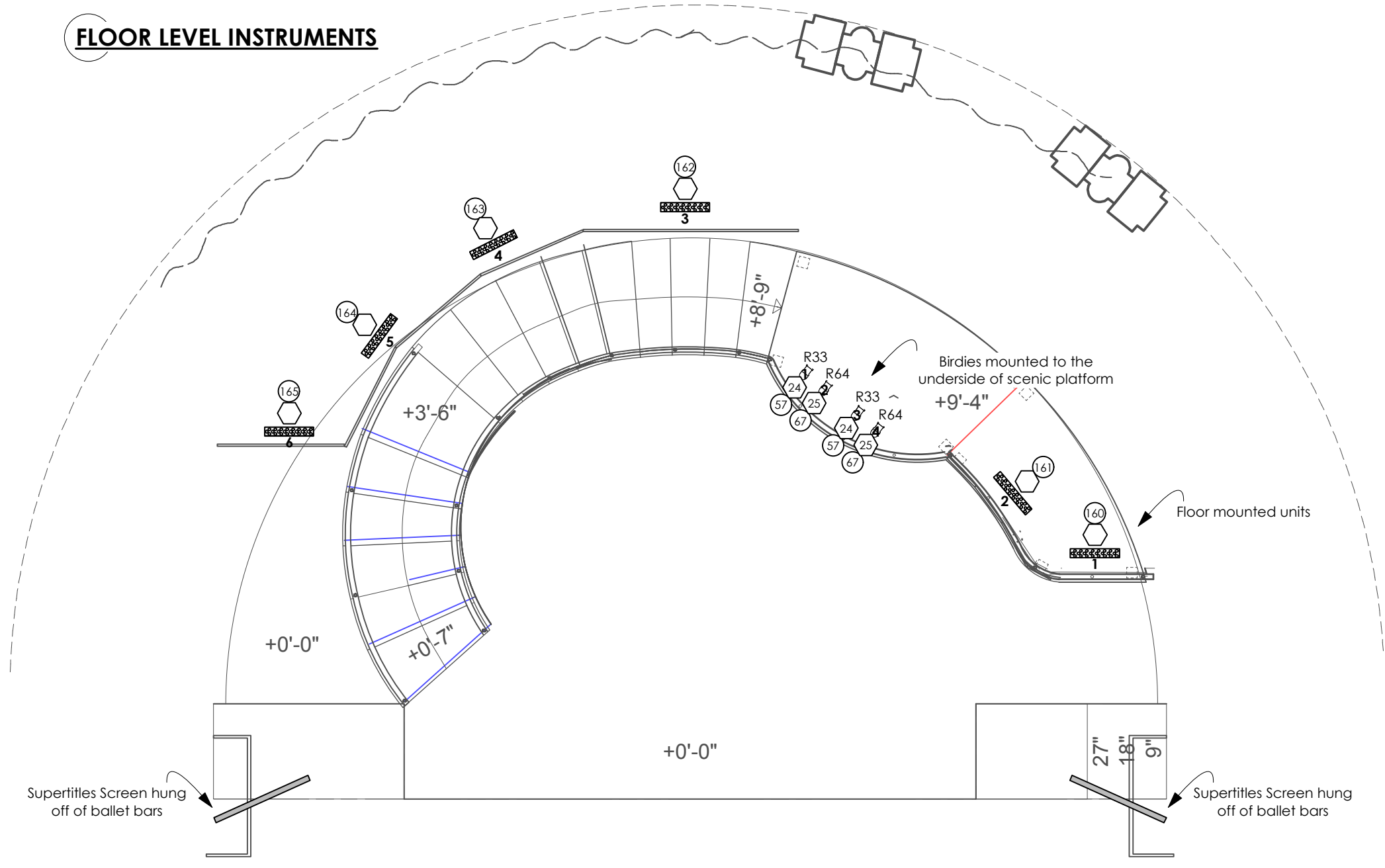


FLOOR LEVEL INSTRUMENTS



GOBO LIBRARY



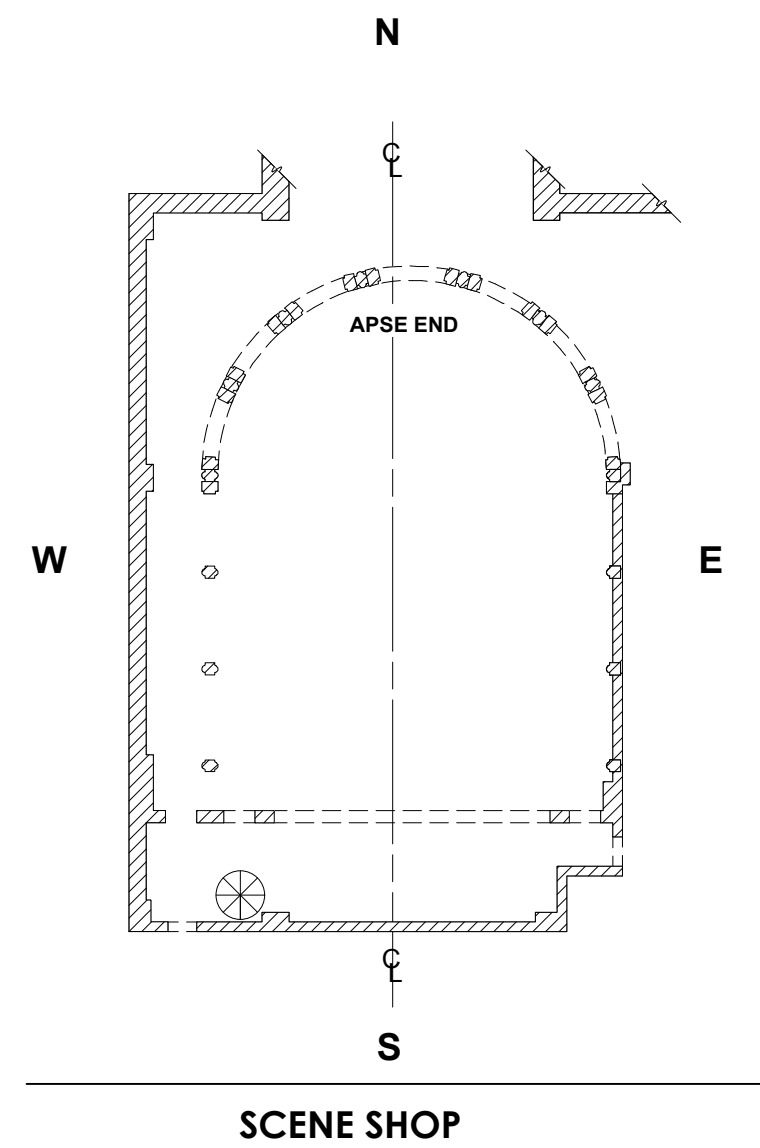
R-77570A



R-78221A



R-77774A

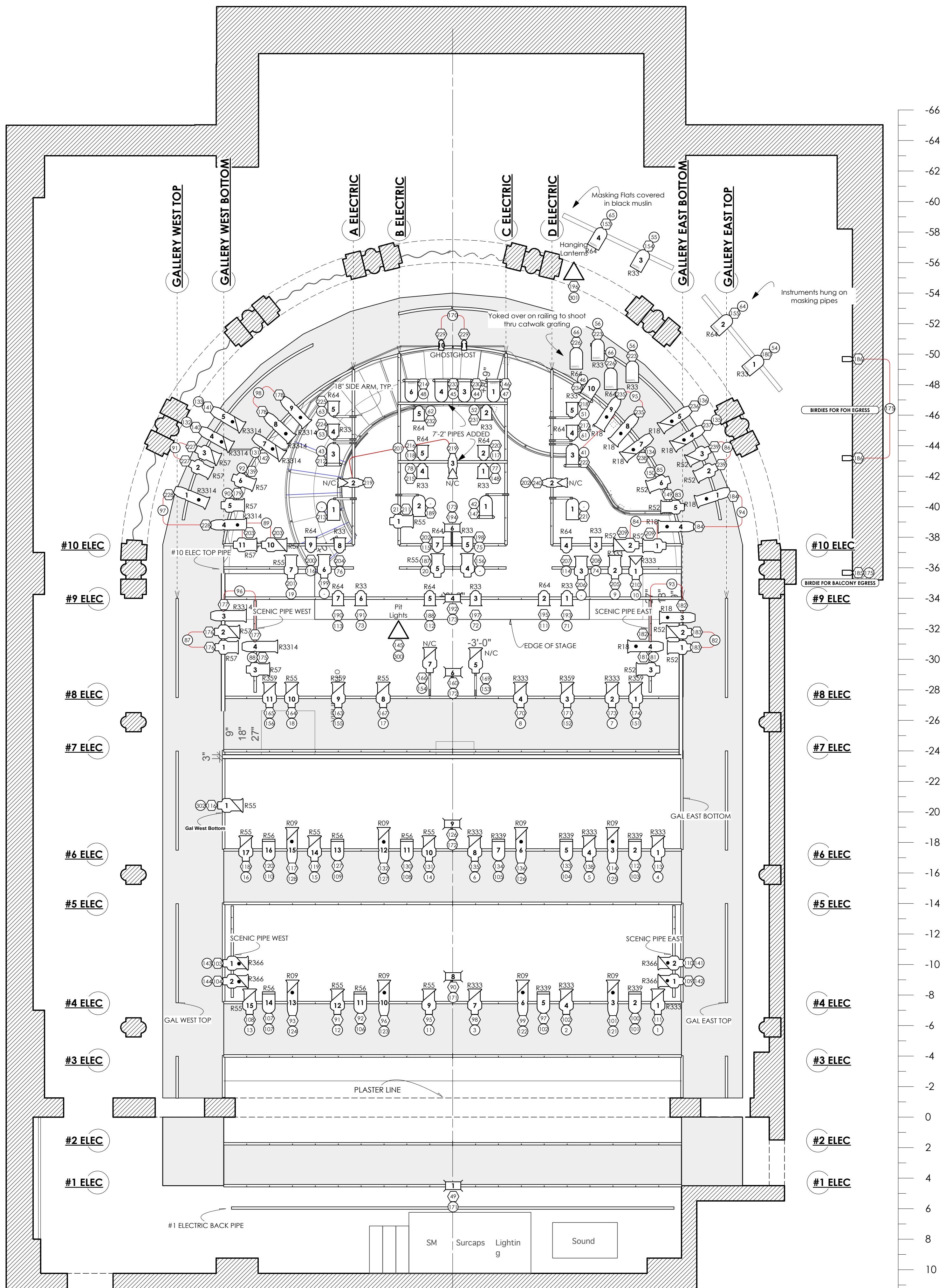


KEY TO INSTRUMENTATION

- 4.5x6.5 Allman, 750w EHG
- 6x9 Allman, 750w EHG
- 6x12 Allman, 750w EHG
- 30° Colortran, 750w EHG
- 40° Colortran, 750w EHG
- ColorDash Batten
- 6° Fresnel Allman, 1kw BTR
- Source 4.50 Degree, 575w HPL
- PAR 16, 75w
- PAR 64 NSP, 1kw Q1000
- PAR 64 WFL, 1kw Q1000
- PAR 64 MFL, 1kw Q1000
- PAR 38, LED 30w
- Q-Lite Allman, Worklight Only 1kw FCM
- CXI-HT COLOR SCROLLER

TYPICAL

- TEMPLATE UNIT NO.
- DIMMER
- CHANNEL



TOTAL INVENTORY

12	4.5x6 Allman	750w	EHG
18	6x9 Allman	750w	EHG
38	6x12 Allman	750w	EHG
2	6x16 Allman	750w	EHG
9	12° Allman	750w	EHG
8	30-60° Allman	750w	EHG
10	50° Source 4	575w*	HPL
10	36° Source 4	575w*	HPL
37	30° Colortran	750w	EHG
30	40° Colortran	750w	EHG
3	15-40° Strand	1kw	
28	6° Fresnel Allman	1kw	BTR
26	PAR 64	1kw	
2	PAR 38	30w	LED
5	Mini-10	1kw	
3	PAR16 'Birdies'	75w	
* 575w MAXIMUM			

INVENTORY USED IN REP PLOT

18	6x9 Allman	750w	
32	6x12 Allman	750w	
14	30° Colortran	575w	
12	40° Colortran	575w	
2	PAR 38	30w	LED
20	PAR 64	1kw	
22	6° Fresnel Allman	1kw	
6	Mini-10	1kw	
3	PAR16 'Birdies'	75w	

SPARE INVENTORY

12	4.5x6 Allman	750w	EHG
00	6x9 Allman	750w	EHG
6	6x12 Allman	750w	EHG
2	6x16 Allman	750w	EHG
9	12° Allman	750w	EHG
8	30-60° Allman	750w	EHG
10	50° Source 4	575w*	HPL
10	36° Source 4	575w*	HPL
23	30° Colortran	750w	EHG
18	40° Colortran	750w	EHG
3	15-40° Strand	1kw	
6	6° Fresnel Allman	1kw	BTR
6	PAR 64	1kw	

* 575w MAXIMUM

SPECIAL EFFECTS INVENTORY

- 10 - CXI-HT Color Scrollers
- 02 - I-Quees
- 06 - Chauvet COLORdash Battens

NOTE: SPECIAL EFFECTS INVENTORY
RESERVED FOR FULLY SUPPORTED STUDIO PRODUCTIONS. OTHERS WILL NEED TO SECURE RLD & RME APPROVAL TO USE ANY PART OF IT

THIS INVENTORY IS INTENDED TO BE AS IS PLEASE VERIFY CURRENT INVENTORY WITH RESIDENT MASTER ELECTRICIAN

HOUSE LIGHT DIMMERS

Position	Dimmer
3000 Pillar Sconce	241
4000 Pillar Sconce	243
3000 Foyer Entrance	244
4000 R/L Proscenium Entrance	245
4000 Apse Aisle Light	246
Apse House Light	247
Center House Light	248
Proscenium House Light	249
4000 Aisle East	250
3000 Proscenium Entrance R/L	251
HR Under Balcony, Off Stage	252
HR Under Balcony, On Stage	253
Apse Stairs	254
HL Apse Under Balcony, Off Stage	255
HL Under Balcony	256
Apse Under Balcony, On Stage	257
4000 HR Balcony, Off Stage	258
4000 Apse Balcony	259
4000 HR Balcony, On Stage	260
HR Apse Under Balcony, Off Stage	261
2000 Apse Under Stairs	262

NOTES

- Provide R119 for all Ellipsoids not receiving a template
- Ground units final placement to be determined on site by designer
- Provide enough R3314 (Minus Green) to be potentially added to entire systems

The University of Cincinnati College-Conservatory of Music

Il Signor Bruschino

LIGHTING PLAN

COHEN FAMILY STUDIO THEATRE LIGHTING DESIGNER: ERIK MCCANDLESS

A.L.D./M.E.: MARISSA CHILDRRESS

DIRECTOR: FRANCIS RABALAIS

SCENIC DESIGN: KRISTEN BUDKE

COSTUME DESIGN: DEAN MOGLE

UNIVERSITY OF CINCINNATI COLLEGE-CONSERVATORY OF MUSIC THEATRICAL DESIGN & PRODUCTION LIGHTING DESIGN DEPARTMENT (513) 556-9446

SCALE: 1/4" = 1'-0"

DRAWN BY: E.A.M., M.E.C.

PLATE:

1

OF TWO